

Technical Data Sheet

Peter Kwasny GmbH, Heilbronner Str. 96
74831 Gundelsheim / Germany
Phone: +496269 95-0, Fax: +496269 95-80
www.spraymax.com / www.kwasny.com / info@kwasny.de

Auto-K paint preparation Universal putty (styrene-reduced)

250 g

Art. Nr. 745430



Product

Description / Purpose

Universal use on almost all surfaces.
For smoothing dents and indentations on metal, aluminium and plastic parts (bumpers) as well as on galvanised car bodies and much more.

Properties

- Universally applicable
- Good sanding
- Good adhesion
- Can be applied easily and without pores

Material base

Specific polyester resin

Colour

beige (without hardener)

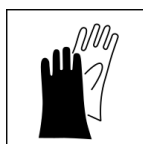
Substrate

Steel, iron, galvanised and hot-dip galvanised sheet metal, aluminium, various commercially available plastics, wood, ceramics, natural stone, concrete.

(Substrates must be carefully cleaned of dust, grease and release agents and sanded)


Processing

Protection measures



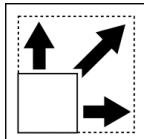
Wear personal protection equipment.
(gloves / goggles)
For more information, see safety data sheet.

Processing conditions



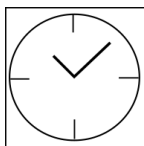
Optimum application at 18° C - 25° C.

Coverage



PU 250 g in set with hardener: 6 pieces per carton

Drying




Sandable after 20 min at 20° C

Continue

Carefully clean the substrate of dust, grease and release agent and sand it.

Mix the required amount of universal filler with 2% hardener in the plastic lid and mix well.



Universal use on almost all surfaces.
For smoothing dents and indentations on metal, aluminium and plastic parts (bumpers) as well as on galvanised car bodies and much more.

Pot life

4 - 6 min at 20° C

Finish

Please clean any tools used (spatula blade, mixing cup, etc.) immediately after finishing work (e.g. with acetone / nitro thinner).


Additional Information

Important Information

CAUTION!

Do not return mixed filler back into the can.

Shelf Life



Filler and hardener 1 year at 20° C in the original closed sealed container when stored properly in a dry place.

Disposal



Can and tube with cured material must be disposed of as hazardous waste.

Note

Before use, the safety instructions must always be read carefully and observed.

The contents in this technical data sheet were created with great care and reflect our current state of knowledge. They provide the user with application-specific information and do not promise certain properties. The information is non-binding and we accept no liability for its integrity, accuracy and completeness. They do not relieve the user of their duty to check the suitability of our product for the intended purpose. The warnings printed on our labels must be respected. Our brands and patents are protected by copyright. All rights reserved We reserve the right to update, amend or supplement the content of the information without prior notice.