

Technical Data Sheet



Peter Kwasny GmbH, Heilbronner Str. 96
74831 Gundelsheim / Germany
Phone: +496269 95-0, Fax: +496269 95-80
www.spraymax.com / www.kwasny.com / info@kwasny.de

SprayMax®
1K FillClean 400 ml for 1K solvent-based paint systems
Serie A
Part no. 682070



Product

Description / Purpose

Aerosol can prefilled with propellant gas and solvent for one-time filling with the cleaning-free FILLClean device intended for this purpose.

For information on the paint series to be filled into this FILLClean can, see the website

www.spraymax.com.

Filling process with use of a filling device:

Remove the spray head with a slight twist and fill the can with 100 ml of paint using the filling device intended.

We recommend sieving the paint before filling into the filling cap or filling cylinder.

The operating instructions of the manufacturer of the filling device must be observed.

After the filling process, assemble the spray head with a slight twisting motion again.

Assemble the cap and note the paint / colour code and filling quantity on the can where appropriate.

Substrate

The surface must be free of grease, dust and dry and completely derusted.

We recommend primers and fillers from brand SprayMax®.

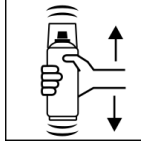
Processing

Protection measures




Wear personal protection equipment.
(respiratory mask/gloves/goggles)
For more information, see safety data sheet.

Shake



Shake the FILLClean can filled with lacquer thoroughly for 2 minutes before use - from when the mixing balls are heard.

Spray to test




After shaking the can, test spray and check compatibility with the surface and the colour.

Properties of the filled can

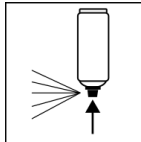
The processing properties of the can filled with lacquer, its service life, the properties of the applied coating and the possible further coating structure depend on the paint system used.
Please contact your specialist dealer.

Processing conditions



In most cases, the optimum processing conditions are 18° C - 25° C and a relative humidity of 40 - 60 %

Finish



After painting, turn the can upside down and spray for 3 - 5 seconds to clean the valve.

Additional Information

Important Information




Avoid bumps, friction and impact.

Suitable for 1K solvent-based paints.

The processing properties of the can filled with lacquer filled can, its service life, the properties of the applied coating and the possible further coating structure depend on the paint system used. Please contact your specialist dealer.

Always check the suitability of the paint beforehand.
Do not leave the spray can without the spray head for a longer period of time, otherwise the spray head may no longer be able to be fitted.

Shelf Life



Valid for the can without paintfill:

24 months if stored properly between 15 - 25° C and a relative humidity not exceeding 60 %. The can must be stored and transported in an upright position in a dry place where it is protected against chemical and mechanical influences. The safety information on the can and all statutory provisions applicable for the storage site must be observed.

Disposal



The completely emptied spray cans must be disposed of in the recycling system. Cans with hardened material must be disposed of as special waste.

Note

For professional use only.

For labelling see safety data sheet.

The contents in this technical data sheet were created with great care and reflect our current state of knowledge. They provide the user with application-specific information and do not promise certain properties. The information is non-binding and we accept no liability for its integrity, accuracy and completeness. They do not relieve the user of their duty to check the suitability of our product for the intended purpose. The warnings printed on our labels must be respected. Our brands and patents are protected by copyright. All rights reserved We reserve the right to update, amend or supplement the content of the information without prior notice.