

# Technical Data Sheet



Peter Kwasny GmbH, Heilbronner Str. 96  
74831 Gundelsheim / Germany  
Phone: +496269 95-0, Fax: +496269 95-80  
www.spraymax.com / www.kwasny.com / info@kwasny.de

## SprayMax® 1K UNI CLEAR 500 ml Art. Nr. 680603



### Product

#### Description / Purpose

1K clear coat for quick coating and longterm sealing of repair paint jobs and new paint jobs. Due to the good elasticity of the coating, the application is particularly recommended on soft, flexible components such as plastic parts.

#### Properties

- Easy to use
- Good drying time
- No colour deviation
- Good weathering resistance with excellent UV protection
- Very good flow
- Very good polish ability

#### Material base

Acrylic resins

#### Gloss level

transparent gloss

#### VOC Value (EU)

87+ / -4 gloss units at 20° measuring angle  
661 g/l

### Substrate

Various Plastics (cleaned and sanded).  
Check compatibility and adhesion first on an unobtrusive area.

Solvent and waterborne base coat systems, old paint coats dried according to manufacturer's instructions (cleaned and sanded).

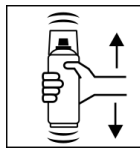
## Processing

### Protection measures




Wear personal protection equipment.  
(respiratory mask/gloves/goggles)  
For more information, see safety data sheet.

### Shake



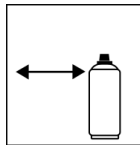
Shake can thoroughly for at least 2 minutes from when the mixing balls are heard.

### Spray to test



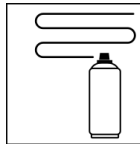
After shaking the can, test spray and check compatibility with the surface and the colour.

### Spraying distance



15 cm - 20 cm

### Spray passes



2 - 3 spray coats each approx. 15 µm

#### Process 1:

Apply 2 film forming spray coats with 5 - 10 minutes flash off time between each spray coat.

#### Process 2:

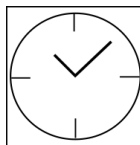
Apply 1 mist coat first, then after 1 - 2 minutes apply a closed, film-forming spray coat. If necessary apply a further spray coat after 5 - 10 minutes.

### Processing conditions



Optimum application at 18° C - 25° C and a relative humidity from 40 - 60 %.

### Drying



TG1 dust dry: 5 min

TG3 dry to touch: approx. 40 min

Ready for polishing: approx. 24 hours

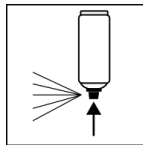
The drying times have been determined at a dry film thickness of 50 µm.

The stated values refer to the above mentioned processing conditions. The level of dryness is determined pursuant to DIN 53150.

## Finish



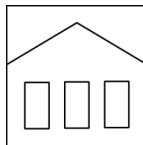
IR- drying possible,  
Observe equipment description



After painting, turn the can upside down and spray the valve until empty.

## Additional Information

### Shelf Life



60 months  
The usage period refers to an unused can that is stored correctly at a temperature of 15 - 25° C and a relative humidity below 60%. The can must be stored and transported in an upright position in a dry place where it is protected against chemical and mechanical influences. The safety information on the can and all statutory provisions applicable for the storage site must be observed.

### Disposal



The completely emptied spray cans must be disposed of in the recycling system. Cans with hardened material must be disposed of as special waste.

### Note

For professional use only.  
Identification, see safety data sheet.

The contents in this technical data sheet were created with great care and reflect our current state of knowledge. They provide the user with application-specific information and do not promise certain properties. The information is non-binding and we accept no liability for its integrity, accuracy and completeness. They do not relieve the user of their duty to check the suitability of our product for the intended purpose. The warnings printed on our labels must be respected. Our brands and patents are protected by copyright. All rights reserved We reserve the right to update, amend or supplement the content of the information without prior notice.