Technical Data Sheet

Peter Kwasny GmbH, Heilbronner Str. 96
74831 Gundelsheim / Germany
Phone: +496269 95-0, Fax: +496269 95-80
www.spraymax.com / www.kwasny.com / info@kwasny.de

SprayMax®

1K Top coat 400 ml KFZ / NFZ

VOLVO

Art. Nr. 680216

Product

Description / Purpose	1 component topcoats for interior and exterior. For high-quality topcoat paint jobs and spot repairs on cars and motorcycles.
Properties	• Easy to use • High yield • Excellent coverage thanks to high solid content • Dries quickly • Very good flow • High gloss • Very good polish ability
Material base	Nitro combination resin
Colour	Silver 1704
VOC Value (EU)	< 840 g/l

Substrate

Metals (cleaned and sanded).
In the event of high requirements in terms of mechanical stress and corrosion protection and, in particular, critical surfaces such as aluminum or zinc, surfaces should be pretreated with a suitable primer.

Various Plastics (cleaned and sanded)
Check compatibility and adhesion first on an unobtrusive area. If necessary prime with a suitable Plastic Adhesion Promotor.
Not suitable for Substrates of Polyvinyl Chloride (PVC), Polystyrene (PS), Polyethylene (PE), Poly-Propylene (PP) and Blends thereof (E.g. PP/EPDM)
Wood (cleaned and sanded)
Glass, Ceramics (cleaned)
The damaged area must be dry and free of grease and dust and all rust needs to be removed.

Processing

Protection measures

Wear personal protection equipment.
(respiratory mask/gloves/goggles)
For more information, see safety data sheet.

Shake

Shake can thoroughly for at least 2 minutes from when the mixing balls are heard.

Spray to test



After shaking the can, test spray and check compatibility with the surface and the colour.

Spraying distance

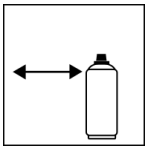

15 cm - 20 cm

Spray passes

2 - 3 spray coats each approx. 10 µm

Flash-off time

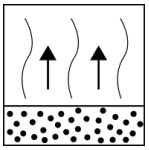

Flash time:
approx. 1 - 5 min between 2 spray coats / 20° C

Processing conditions

Optimum application at 18° C - 25° C and a relative humidity from 40 - 60 %.

Drying

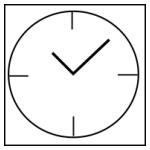

TG1 dust dry: 15 min

TG3 dry to touch: approx. 40 min

Fully cured: approx. 3 h / 20° C, 30 min. / 60° C
The stated values refer to the above mentioned processing conditions. The level of dryness is determined pursuant to DIN 53150.

IR: approx. 5 - 8 min.
Observe equipment description

Continue

Can be polished with conventional polishes after 6 h. and with itself at any time. Can be topcoated with all conventional 1K and 2K clearcoats.

Finish

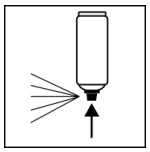

After painting, turn the can upside down and spray the valve until empty.

Additional Information

Important Information

Do not apply to any safety-relevant plastic parts, e.g. helmets.
Do not apply to surfaces coated with synthetic resin paints as this could lift and cause ripples in the paintwork underneath.

Shelf Life

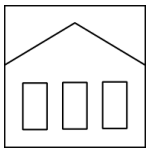

60 months
The usage period refers to an unused can that is stored correctly at a temperature of 15 - 25° C and a relative humidity below 60%. The can must be stored and transported in an upright position in a dry place where it is protected against chemical and mechanical influences. The safety information on the can and all statutory provisions applicable for the storage site must be observed.

Disposal

The completely emptied spray cans must be disposed of in the recycling system. Cans with hardened material must be disposed of as special waste.

Note

For professional use only.

Identification, see safety data sheet.

The contents in this technical data sheet were created with great care and reflect our current state of knowledge. They provide the user with application-specific information and do not promise certain properties. The information is non-binding and we accept no liability for its integrity, accuracy and completeness. They do not relieve the user of their duty to check the suitability of our product for the intended purpose. The warnings printed on our labels must be respected. Our brands and patents are protected by copyright. All rights reserved We reserve the right to update, amend or supplement the content of the information without prior notice.