

Peter Kwasny GmbH, Heilbronner Str. 96
74831 Gundelsheim / Deutschland
Telefon: +496269 95-0, Fax: +496269 95-80
www.spraymax.com / www.kwasny.com / info@kwasny.de

SprayMax®
2K Epoxy Primer Filler Grey
400 ml
Art. Nr. 680033



Product

Description / Purpose

Universal 2-component epoxy primer filler for all problematic surfaces, e.g. metal, non-ferrous metals, galvanised steel or anodised aluminium.

Properties

- Excellent adhesion and anti-corrosion properties
- Long potlife: approx. 4 work days at 20°C
- Perfect insulation and barrier against water seepage
- Can be topcoated with all conventional paint systems
- Can be topcoated with 2K polyester

Material base

Two-component epoxy resins

Activator: amines

Colour

Grey

Gloss level

matt

VOC Value (EU)

623 g/l

Substrate

Steel (cleaned and sanded)

Galvanised steel (hot-galvanised, strip galvanised and electro-galvanised cleaned and sanded)

Aluminium, soft aluminium, anodised aluminium
(cleaned and sanded)
FRP materials (cleaned and sanded)
Polyester surfaces (cleaned and sanded)
E-coat (cleaned and sanded)
Old paint and factory paint (cleaned and sanded)

The damaged area must be dry and free of grease and dust and all rust needs to be removed.

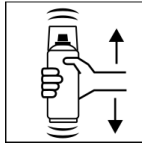
Processing

Protection measures



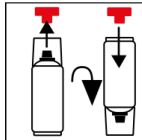
Wear personal protection equipment.
(respiratory mask/gloves/goggles)
For more information, see safety data sheet.

Shake



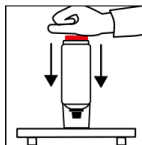
Before activating, shake can thoroughly for 2 minutes from when the mixing balls are heard.

Place red button



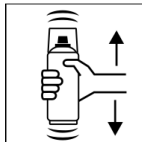
Remove the red button from the cap. Turn the can by 180° and fit the button onto the pin.

Press red button



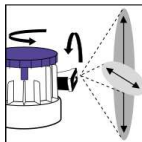
Turn the can upside down and place on a firm surface. Press the red button with the palm of your hand until it clicks into place.

Shake



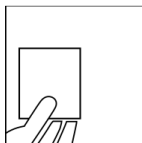
After activating, shake can again thoroughly for 2 minutes, again from when the mixing balls are heard.

Adjustable Nozzle



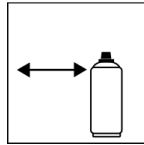
Set the variable spray nozzle to the size and pattern of the damage.

Spray to test



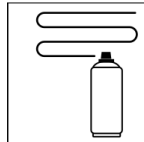
After shaking the can, test spray and check compatibility with the surface and the colour.

Spraying distance



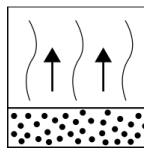
15 cm - 20 cm

Spray passes



Dry film thickness 70 µm
(approx. 2 - 3 spray coats)

Flash-off time



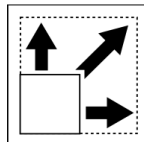
Flash time:
approx. 5 min between each spray coat
End flash time:
approx. 30 min before forced or IR drying

Processing conditions



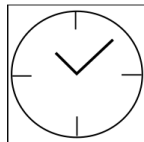
Optimum application at 18°C - 25°C and a relative humidity from 40 - 50 %.

Coverage



approx. 2 m² at 20 µm dry film thickness

Drying



TG1 dust dry: 15 min
TG3 dry to touch: 5 h
Ready for sanding:
12 hours at 20°, 30 min at 60 °C

The stated values refer to the above-mentioned processing conditions. The level of dryness is determined pursuant to DIN 53150.



IR- drying possible.

Layer thickness IR-drying 20 - 30 µm can be painted over wet-on-wet after 15 - 20 minutes or approx. 60 µm filler can be applied after 30 - 35 minutes, can be sanded over after 20 - 30 minutes.

Continue

Can be topcoated with all conventional 1K and 2K paints. If the 2K epoxy primer-filler is topcoated after more than 1 day, it must be sanded first.

2K UP products:

Before topcoating with a 2K filler and / or 2K spray fillers, a drying time of 12 h at room temperature or 30 minutes at 60 °C needs to be respected.

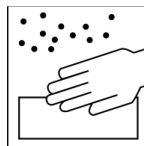
Wet-on-wet processing:

Can be painted over with conventional fillers, top coats or base coats after 25 - 30 minutes drying at room temperature or after 15 - 20 minutes IR-drying within 1 day without sanding.

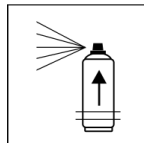
Pot life



Wet sanding with P 800

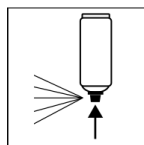


Dry sanding with P 400 - P 500



At least 4 days at 20 °C room temperature and a relative humidity of approx. 40 - 50 %. The potlife depends on the ambient temperature. Higher temperatures reduce the pot life, lower temperatures will prolong it.

Finish




After painting, turn the can upside down and spray the valve until empty.

Additional Information

Important Information

Do not apply to acidic primers.

Shelf Life



36 months (not activated)

The usage period refers to an unused can that is stored correctly at a temperature of 15 - 25 °C and a relative humidity below 60%. The can must be stored and transported in an upright position in a dry place where it is protected against chemical and

mechanical influences. The safety information on the can and all statutory provisions applicable for the storage site must be observed.

Disposal



The completely emptied spray cans must be disposed of in the recycling system. Cans with hardened material must be disposed of as special waste.

Note

For professional use only.

Identification, see safety data sheet.

The contents in this technical data sheet were created with great care and reflect our current state of knowledge. They provide the user with application-specific information and do not promise certain properties. The information is non-binding and we accept no liability for its integrity, accuracy and completeness. They do not relieve the user of their duty to check the suitability of our product for the intended purpose. The warnings printed on our labels must be respected. Our brands and patents are protected by copyright. All rights reserved We reserve the right to update, amend or supplement the content of the information without prior notice.