

# Technical Data Sheet



Peter Kwasny GmbH, Heilbronner Str. 96  
74831 Gundelsheim / Germany  
Phone: +496269 95-0, Fax: +496269 95-80  
www.spraymax.com / www.kwasny.com / info@kwasny.de

## **SprayMax®** **2K E-Coat Primer 400 ml** **Art. Nr. 680028**



### **Product**

#### **Description / Purpose**

For the isolation of sand-through areas or other bad spots in a cathodic electrophoretic coating. Matches the colour shade and gloss of a convenient black cataphoretic coating, e.g.

BASF Cathoguard CG 570/80.

Salt spray test 200 h:

Layer thickness approx. 30 µm – infiltration 3 mm

Adhesion:

to Catho Guard 570: Gt 0 - 1

to CG 570 after coating with powder  
(25 min. 200° C): Gt 0 - 1

to CG 570 after coating with 2K-PUR paint: Gt 0 - 1

#### **Properties**

- Very good adhesion to black cataphoretic coatings
- Very fine atomization and minimum overspray
- Heat-resistant up to 200° C (25 minutes)
- Can be topcoated with powder paints

#### **Material base**

Two-component acrylic resins

Activator: aliphatic isocyanates

#### **Colour**

Black

#### **Gloss level**

semi gloss

#### **VOC Value (EU)**

653 g/l

## Substrate

E-coat (cleaned and sanded)

E-coats that are older than 3 days should be sanded first before applying the SprayMax® 2K KTL Repair Paint.

## Processing

### Protection measures

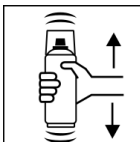


Wear personal protection equipment.

(respiratory mask/gloves/goggles)

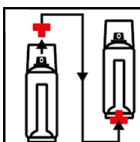
For more information, see safety data sheet.

### Shake



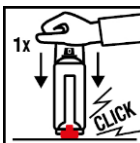
Before activating, shake can thoroughly for 2 minutes from when the mixing balls are heard.

### Place red button



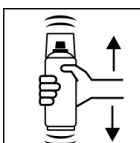
Remove the red button from the cap. Turn the can by 180° and fit the button onto the pin.

### Press red button




Turn the can upside down and place on a firm surface. Press the red button with the palm of your hand until it clicks into place.

### Shake



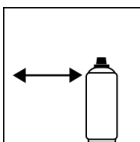
After activating, shake can again thoroughly for 2 minutes, again from when the mixing balls are heard.

### Spray to test



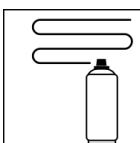
After shaking the can, test spray and check compatibility with the surface and the colour.

### Spraying distance



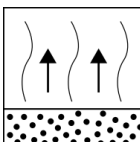
15 cm - 20 cm

### Spray passes




Dry film thickness 20 µm  
(approx. 2 spray coats)

### Flash-off time



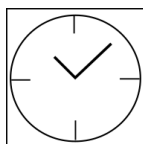
Flash time: approx. 5 min between each spray coat

## Processing conditions



Optimum application at 18° C - 25° C and a relative humidity from 40 - 60 %.

## Drying



TG1 dust dry: 4 min

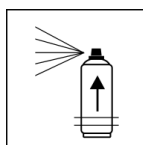
TG3 dry to touch: approx. 17 min

The stated values refer to the above-mentioned processing conditions. The level of dryness is determined pursuant to DIN 53150.

## Continue

Coat with the specified paint layers.

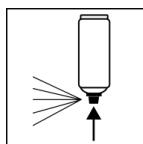
## Pot life



Approx. 12 h at 20° C room temperature and a relative humidity of approx. 40 - 50 %.

The processing time depends on the ambient temperature. Higher temperatures reduce the pot life, lower temperatures will prolong it.


## Finish



After painting, turn the can upside down and spray the valve until empty.

## Additional Information

### Shelf Life



60 months

The usage period refers to an unused can that is stored correctly at a temperature of 15 - 25° C and a relative humidity below 60%. The can must be stored and transported in an upright position in a dry place where it is protected against chemical and mechanical influences. The safety information on the can and all statutory provisions applicable for the storage site must be observed.

## Disposal



The completely emptied spray cans must be disposed of in the recycling system. Cans with hardened material must be disposed of as special waste.

**Note**

For professional use only.

Identification, see safety data sheet.

The contents in this technical data sheet were created with great care and reflect our current state of knowledge. They provide the user with application-specific information and do not promise certain properties. The information is non-binding and we accept no liability for its integrity, accuracy and completeness. They do not relieve the user of their duty to check the suitability of our product for the intended purpose. The warnings printed on our labels must be respected. Our brands and patents are protected by copyright. All rights reserved We reserve the right to update, amend or supplement the content of the information without prior notice.