

Technical Data Sheet

Peter Kwasny GmbH, Heilbronner Str. 96
74831 Gundelsheim / Germany
Phone: +496269 95-0, Fax: +496269 95-80
www.spraymax.com / www.kwasny.com / info@kwasny.de

Auto-K Basic
Corrosion protection primer red brown
500 ml
Art. Nr. 633058



Product

Description / Purpose

Auto-K Anti-Corrosion Primer is a Highly active rust protection based on zinc phosphate protects all metal parts securely. The chromate-free primer with anti-corrosion pigments adheres well and ensures an even finish livery. Ideal as the first layer in the paint structure usable. The product is excellent when used on bare, ground sheet metal, polished aluminum as well as hardened and sanded finishes.

Properties

- Primer on derusted surfaces
- Highly active anti-rust primer for bare metal surfaces
- Primer suitable for parts to be welded
- Prevents welding spatter from sticking on workpiece and welding nozzle
- Also suitable as a welding primer
- Very high resistance to corrosion, even on Zinc and aluminum substrate applicable
- Zinc chromate free
- Structure based on zinc phosphate
- Welding test certificate

Material base

Special binder combination

Colour

red brown

VOC Value (EU)

84,51

Substrate

Metal (cleaned and sanded)

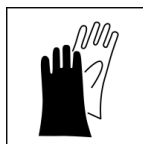
Aluminum (cleaned and sanded)

Cured finishes (cleaned and sanded)

The damaged area must be dry, free of dust and grease and completely free of rust.

Processing

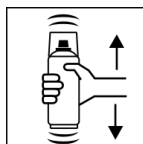
Protection measures



Wear personal protection equipment.
(gloves / goggles)

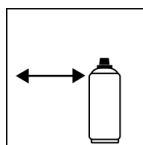
For more information, see safety data sheet.

Shake



Shake can thoroughly for 2 minutes
- starting from when the mixing balls are heard.

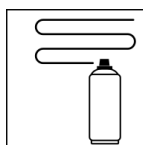
Spraying distance



15 cm - 25 cm,

Hold the can as upright as possible.

Spray passes

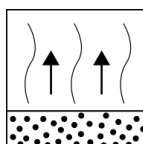


2 spray coats: approx. 30 - 40 µm

Start spraying outside of the Paint surface and wear evenly in Cross several thin coats on.


Cross coat means spraying on a first horizontal and then one vertical layer.

Flash-off time



Flash time: approx. 2 - 3 min between each spray coat. To avoid overspray is for ensure adequate air supply.

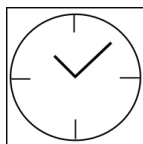
Processing conditions



Optimum application at 18° C - 25° C.

The substrate must be dry and free of dust and grease.

Drying



dust dry: 10 - 15 min

dry to touch: approx. 30 - 45 min.

Continue

Subsequent spot welding is possible.

The corrosion protection is retained.

Paintwork:

1. Auto-K Anti-Corrosion Primer

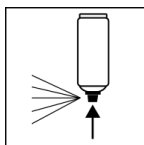
2. Top coat

After drying:

Recoat with itself at any time.

With all Auto-K paints at any time.

Finish




After finishing the painting process can turn over and spray valve empty to turn on to avoid sticking of the spray valve.

Additional Information

Important Information

Do not spray on synthetic resin painted surfaces, as the paint may pull up.

Shelf Life



The can is upright, dry and protected from chemical and mechanical influences to be stored and transported between 15 - 25° C.

The safety instructions on the can as well as all legal provisions of the storage location to note.

Disposal



The completely emptied spray cans must be disposed of in the recycling system. Cans with hardened material must be disposed of as special waste.

Note

Before use, the safety instructions must always be read carefully and observed.

The contents in this technical data sheet were created with great care and reflect our current state of knowledge. They provide the user with application-specific information and do not promise certain properties. The information is non-binding and we accept no liability for its integrity, accuracy and completeness. They do not relieve the user of their duty to check the suitability of our product for the intended purpose. The warnings printed on our labels must be respected. Our brands and patents are protected by copyright. All rights reserved We reserve the right to update, amend or supplement the content of the information without prior notice.