

# Technical Data Sheet

Peter Kwasny GmbH, Heilbronner Str. 96  
74831 Gundelsheim / Germany  
Phone: +496269 95-0, Fax: +496269 95-80  
www.spraymax.com / www.kwasny.com / info@kwasny.de

**Touch-up stick**  
**Corrosion protection primer red brown**  
**9 ml**  
**Art. Nr. 433058**



## Product

### Description / Purpose

The Auto-K 1-layer touch-up pen is ideal for the quick and easy removal of minor damage to car bodies caused, for example, by stone chips and grit.

### Properties

- Temporary repair of minor damage
- Primer on derusted surfaces
- Easy application
- Good flow
- Very economical
- Very high corrosion resistance, can also be used on zinc and aluminium substrates
- Zinc chromate free
- Good adhesion
- High filling capacity
- Fast drying

### Material base

Special binder combination

### Colour

red brown

## Substrate

Steel (cleaned and sanded)


Aluminum (cleaned and sanded)

Cured finishes (cleaned and sanded)

The damaged area must be dry, free of dust and grease and completely free of rust.

## Processing

### Protection measures

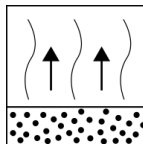


Wear personal protection equipment.  
(gloves / goggles)  
For more information, see safety data sheet.

### Shake


Shake the touch-up stick thoroughly for 2 minutes  
- counting from the audible stop of the mixing balls.

### Flash-off time



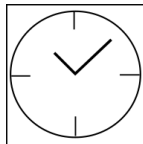
Flash time: approx. 2 - 3 min between the respective working steps

### Processing conditions



Optimum application at 18° C - 25° C.  
The substrate must be dry and free of dust and grease.

### Drying



TG1 dust dry: 10 - 15 min  
TG2 dry to touch: 30 - 45 min.

### Continue

#### Paintwork:

1. If necessary, remove adhering rust with the rust scraper.
2. Shake the touch-up stick well before use.
3. Clean the damaged area (e.g. scratch or stone chip) with water and a clean cloth or sponge to remove dirt and grease, possibly with the addition of a light detergent. Do not use abrasive cleaners! After cleaning, wipe well dry.
4. Brush out or dab on scratches with a brush and basecoat in the scratch.

Overpaintable with itself, at any time.

With all Auto-K paints, at any time.

### Finish


Immediately after use, reinsert the brush into the touch-up pen and close the touch-up pen tightly.

## Additional Information

### Important Information

Do not use on synthetic resin painted surfaces, as the paint may pull up.

### Shelf Life



10 years

The touch-up pencil should be stored upright, dry and protected between 15 - 25° C.

The safety instructions on the touch-up stick and all legal requirements of the storage location must be observed.

### Disposal



Touch-up pens with hardened material are to be disposed of as hazardous waste.

### Note

Before use, the safety instructions must always be read carefully and observed.

The contents in this technical data sheet were created with great care and reflect our current state of knowledge. They provide the user with application-specific information and do not promise certain properties. The information is non-binding and we accept no liability for its integrity, accuracy and completeness. They do not relieve the user of their duty to check the suitability of our product for the intended purpose. The warnings printed on our labels must be respected. Our brands and patents are protected by copyright. All rights reserved We reserve the right to update, amend or supplement the content of the information without prior notice.