

Technical Data Sheet

Peter Kwasny GmbH, Heilbronner Str. 96
74831 Gundelsheim / Germany
Phone: +496269 95-0, Fax: +496269 95-80
www.spraymax.com / www.kwasny.com / info@kwasny.de

belton® free
Touch-up stick
RAL 4006 traffic purple high-gloss 9 ml
Art. Nr. 431005



Product

Description / Area of use

Water-based, colouring touch-up pen for environmentally conscious paint touch-ups and embellishments.

The belton free touch-up pen is weather-resistant and therefore suitable for indoors and outdoors. Ideal for precise work with the paint dab brush. Belton free is odourless and virtually solvent-free.

Product benefits

- Odourless, as it is water-based
- Ideal for small paint repairs
- Precise work thanks to paint dabbing brush
- Fast drying
- Available as a touch-up pen in many colours
- Can be used indoors and outdoors as it is weather and UV-resistant
- Can be used on most substrates without primer applicable

Material base

Water-based polyurethane dispersion

Gloss level

high gloss

Substrate

Wood, wood-based materials, ferrous metal, steel, galvanised steel, non-ferrous metals and aluminium,

plastic (paintable), cardboard, paper, concrete, stone, clay, glass, ceramics, polystyrene

Processing

Protection measures

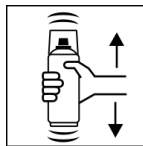


Wear personal protection equipment.

(gloves / goggles)

For more information, see safety data sheet.


Shake



Shake the touch-up pen thoroughly for 2 minutes

- counting from the audible sound of the mixing balls.

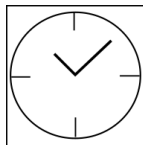
Processing conditions



Optimum application at 18° C - 25° C.

The substrate must be dry and free of dust and grease.

Drying



dust dry: after approx. 45 min

dry to touch: after approx. 1 hours

fully cured: after approx. 24 hours

Painting structure

Substrates, e.g.:

Ferrous metals / steel, styrofoam, stone, clay,

ceramics, glass, cardboard and paper can be dabbed out directly with the belton free touch-up pen.

(see painting structure 1-layer)

Substrates, e.g.:

Galvanized steel, aluminum and non-ferrous metals

(NF metals) must be primed with belton free touch-up primer white matt (Art. No. 431601).

(see painting structure 2-layer)

Plastic:

Check plastic substrates for compatibility.

Paintable plastics can be dabbed directly with the belton free touch-up pen. Problematic plastics may

be to be pre-treated with belton plastic primer containing solvents (Art. No. 323505).

Wood:

Recommendation: absorbent wooden substrates and treated wood are primed with belton free (Art. No. 332601) to be pre-treated.

Paint structure (1-coat):

1. Shake belton free touch-up pen (colour tone) well before use.
2. Damaged area (e.g. scratch or stone chip) with water and a clean cloth or sponge to remove dirt and grease possibly with the addition of a light detergent. Do not use abrasive cleaners!
Wipe dry well after cleaning.
3. Dab out opaque with a brush.
4. depending on your requirements and the substrate, you can your painted object with a belton free clear coat (optional). This is how you achieve perfect and environmentally friendly painting results.

Paint structure (2-coat):

1. Shake belton free touch-up pen primer (matt white) well before use.
2. Belton free touch-up pen (colour tone)
3. Damaged area (e.g. scratch or stone chip) with water and a clean cloth or sponge to remove dirt and grease possibly with the addition of a light detergent. Do not use abrasive cleaners!
Wipe dry well after cleaning.
4. Dab out opaque with a brush.
5. depending on your requirements and the substrate, you can your painted object with a belton free clear coat (optional). This is how you achieve perfect and environmentally friendly painting results.

Reworkable:

- with yourself within approx. 30 min.

Finish

Insert the brush back into the touch-up pen immediately after use and close it tightly.

Additional Information

Please note

On most substrates, such as ferrous metals, wood, most plastics, cardboard, paper, stone, glass, ceramics, polystyrene, no primer is necessary, optional, but not mandatory.
Galvanised steel, aluminium and non-ferrous metals must be pre-treat with the primer touch-up pen.

Shelf Life



The touch-up pen must be stored upright, dry and protected between 15 - 25° C.
The safety instructions on the touch-up pen and all legal regulations of the storage location must be observed.

Disposal



Touch-up sticks with hardened material must be disposed of as hazardous waste.

Note

Always read and follow the safety instructions carefully before use.

The contents in this technical data sheet were created with great care and reflect our current state of knowledge. They provide the user with application-specific information and do not promise certain properties. The information is non-binding and we accept no liability for its integrity, accuracy and completeness. They do not relieve the user of their duty to check the suitability of our product for the intended purpose. The warnings printed on our labels must be respected. Our brands and patents are protected by copyright. All rights reserved We reserve the right to update, amend or supplement the content of the information without prior notice.