

2K PRO

Peter Kwasny GmbH, Heilbronner Str. 96
74831 Gundelsheim / Deutschland
Telefon: +496269 95-0, Fax: +496269 95-80
www.2k-pro.com / www.kwasny.com / info@kwasny.de

2K PRO 2K RAL 9005 Jet black high gloss Art. Nr. 351858



Product

Description / Purpose

Universal 2-component Colour Topcoat (Needs activation)
Finish with high etch resistance and strong weather resistance. Brilliant colour in accordance with RAL-rules and high stability. Can be used indoor and outdoor.

Properties

- High quality 2K coating
- Suitable for many substrates, also direct to metal (steel/galvanized steel/aluminum)
- Highly resistant against chemicals and strong in outdoor durability
- Brilliant and precise colour location
- Highly durable coating

Material base

Two-component polyurethane system consisting of resin and hardener

Colour

RAL 9005 Jet black

Gloss level

high gloss

VOC Value (EU)

90+/-5 gloss units at 20° measuring angle

615 g/l

2K PRO

Substrate

Iron (cleaned and sanded)
Steel (cleaned and sanded)
Cast iron (cleaned and sanded)
Galvanized steel (hot-galvanized, strip galvanized or electro-galvanized cleaned and sanded)
Aluminum (cleaned and sanded)
Many plastics including reinforced plastics, PVC, ABS.
(Possibly subject to pretesting). Apply on cleaned and sanded surfaces. For best adhesion use a plastic adhesion promotor. Don't apply on PE and acrylic glasses.
Polystyrene. Applying on prepainted materials (subject to pretesting).
Old paint and factory paint (cleaned and sanded)
Suitable for wooden substrates (cleaned and sanded)
Glass, ceramics (cleaned)
In general: Substrates must be dry and free of grease and dust and all rust needs to be removed.
We recommend 2K Pro Epoxy Primer red-brown (Art.-Nr.: 351851) to achieve best result in corrosion resistance.

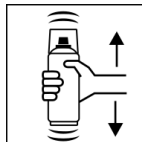
Processing

Protection measures



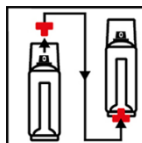
Wear personal protection equipment.
(respiratory mask/gloves/goggles)
For more information, see safety data sheet.

Shake



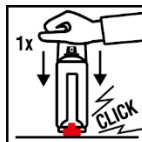
Before activating, shake can thoroughly for 2 minutes from when the mixing balls are heard.

Place red button



Remove the white button from the cap. Turn the can by 180° and fit the button onto the pin.

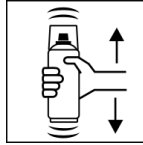
Press red button



Turn the can upside down and place on a firm surface. Press the white button with the palm of your hand until it clicks into place.

2K PRO

Shake




After activating, shake can again thoroughly for 2 minutes, again from when the mixing balls are heard. Let the can rest for 15 minutes.

Spray Lock



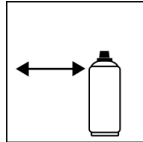
Remove the spray lock by first removing the spray nozzle. Just place a screwdriver between the strap and lock ring. Lever the safety catch gently upwards and out.

Spray to test



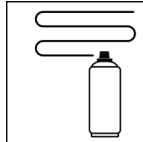
After shaking the can, test spray and check compatibility with the surface and the colour.

Spraying distance



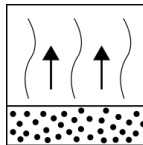
15 cm - 25 cm

Spray passes



approx. 2 - 3 spray courses
(Dry film thickness 40 - 60 μm)

Flash-off time



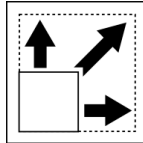
Flash time (inbetween 2 spray courses):
approx. 10 - 15 min

Processing conditions



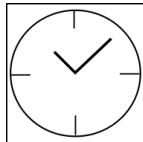
Optimum application at 18° C - 25° C and a relative humidity from 40 - 50 %.

Coverage



approx. 0,5 - 0,75 m² at 2 spray courses

Drying



dust dry: approx. 20 min

dry to touch: 2 h

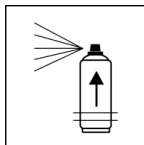
Ready for polishing after approx. 1 day

Drying times can vary, depending on temperature and layer thickness.

The stated values refer to the above mentioned processing conditions. The level of dryness is determined pursuant to DIN 53150.

2K PRO

Pot life

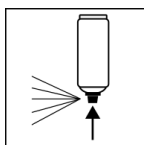


Don't use material longer than 8 h after activation at 20° C room temperature. The processing time depends on the ambient temperature. Higher temperatures reduce the pot life.

Activation initializes crosslinking reaction which consequently leads to gelling after pot life.

The product must not be used after pot life.

Finish



After painting, turn the can upside down and spray the valve until empty.

Additional Information

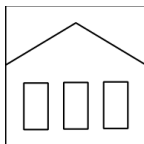
Important Information



Avoid bumps, friction and impact.

We recommend 2K Pro Epoxy Primer red-brown (Art.-Nr.: 351851) to achieve best result in corrosion resistance.

Shelf Life



36 months (not activated)

Shelf life referring to an unused can that is stored correctly at a temperature of 15 - 25° C and a relative humidity below 60%. The can must be stored and transported in an upright position in a dry place where it is protected against chemical and mechanical influences. The safety information on the can and all statutory provisions applicable for the storage site must be fulfilled.

Disposal



After use: Completely emptied aerosol can be disposed in the recycling system. Aerosols with hardened material must be disposed as special waste.

Note

Identification, see safety data sheet.

The contents in this technical data sheet were created with great care and reflect our current state of knowledge. They provide the user with application-specific information and do not promise certain properties. The information is non-binding and we accept no liability for its integrity, accuracy and completeness. They do not relieve the user of their duty to check the suitability of our product for the intended purpose. The warnings printed on our labels must be respected. Our brands and patents are protected by copyright. All rights reserved We reserve the right to update, amend or supplement the content of the information without prior notice.