

Technical Data Sheet

Peter Kwasny GmbH, Heilbronner Str. 96
 74831 Gundelsheim / Germany
 Phone: +496269 95-0, Fax: +496269 95-80
 www.spraymax.com / www.kwasny.com / info@kwasny.de

Auto-K Effect
Neon paint spray red
150 ml
Art. Nr. 33403



Product

Description / Purpose

Auto-K Neon Spray Paint is a fluorescent paint and quick-drying varnish. With that you can Objects made of sheet metal, metal and plastic paint particularly conspicuously.

Auto-K Neon Spray Paint has fluorescent through pigments have a warning and signal effect.

A prerequisite for good luminosity is one Surface evenly primed with "white matt".

Weather resistance and shine come through Achieved overcoating with clear coat.

Not permitted on visible vehicle exterior parts according to StVZO.

Properties

- Warning and signal effects
- Security markings
- Extremely bright even with low UV light, contained in daylight (Prerequisite is a white background)
- Easy processing
- Fast drying

Material base

Nitro combination resins

Colour

red

VOC Value (EU)

87,91

Substrate

Metal, sheet

(cleaned, sanded, free of dust and grease)

Plastic (check compatibility beforehand, Adhesion promoter art. no. 233 055)

Processing

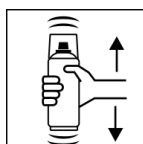
Protection measures



Wear personal protection equipment.
(gloves / goggles)

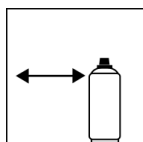
For more information, see safety data sheet.

Shake



Shake can thoroughly for 2 minutes
- starting from when the mixing balls are heard.

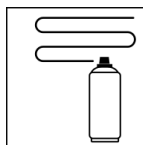
Spraying distance



15 cm - 25 cm

Hold the can as upright as possible.

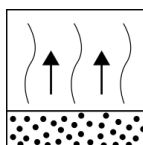
Spray passes



2 spray coats: approx. 20 - 25 µm


Crossing means spraying on a first horizontal and then a vertical layer.

Flash-off time



Flash-off time: approx. 5 - 10 min between
spray passes.

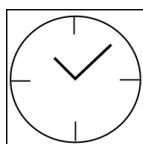
Processing conditions



Optimum application at 18° C - 25° C.

The substrate must be dry and free of dust and
grease.

Drying



dust dry: after 10 - 15 min

fully dried: after 30 - 45 min

Continue

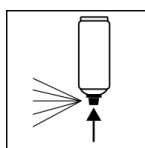
Paintwork metal:

1. Primer white matt art. no. 233092
(to get the special glow effect)
2. Auto-K Neon Spray Paint
3. Auto-K clear coat

Paintwork plastic:

1. Auto-K Plastic Adhesion Promoter art. no. 233055
 2. Primer white matt art. no. 233092
(to get the special glow effect)
 3. Auto-K Neon Spray Paint
 4. Auto-K clear coat
- Recoatible with itself and Karlack after 30 - 45 min.

Finish



After finishing the painting process can turn over and spray valve empty to turn on to avoid sticking of the spray valve.

Additional Information


Important Information

In Germany, civil vehicles are only allowed to Inside door edges and as a warning mark on the Insides of bonnets and trunk lids be painted (according to StVZO). Do not spray on synthetic resin painted surfaces, as the paint may pull up.

Please note!

In order to achieve a weatherproof, lightfast and high-gloss surface, Auto-K clear coat to be painted over.

Shelf Life



The can is upright, dry and protected from chemical and mechanical influences to be stored and transported between 15 - 25° C.

The safety instructions on the can as well as all legal provisions of the storage location to note.

Disposal



The completely emptied spray cans must be disposed of in the recycling system. Cans with hardened material must be disposed of as special waste.

Note

Before use, the safety instructions must always be read carefully and observed.

The contents in this technical data sheet were created with great care and reflect our current state of knowledge. They provide the user with application-specific information and do not promise certain properties. The information is non-binding and we accept no liability for its integrity, accuracy and completeness. They do not relieve the user of their duty to check the suitability of our product for the intended purpose. The warnings printed on our labels must be respected. Our brands and patents are protected by copyright. All rights reserved We reserve the right to update, amend or supplement the content of the information without prior notice.