

Technical Data Sheet

Peter Kwasny GmbH, Heilbronner Str. 96
74831 Gundelsheim / Germany
Phone: +496269 95-0, Fax: +496269 95-80
www.spraymax.com / www.kwasny.com / info@kwasny.de

belton® Special
Metal protective paint 3in1 silver
400 ml
Art. Nr. 323651



Product

Description / Area of use

Rust protection, primer and top coat in one product!
The highly effective paint can be used directly on rust. Simply remove loose rust and seal durably and securely with that strong adhesive metal protective paint 3in1. Anti-rust and high quality Top coat in one.

Product benefits

- Rust protection, primer and top coat at the same time
- Can be used directly on rust (remove loose rust)
- Excellent protection against corrosion
- Very good adhesion and very good flow
- High layer thicknesses and high stability
- Excellent weather resistance, for indoor use and outside
- Long-lasting sealing, since top coat is also applied

Material base

Synthetic resin acrylate combination

Substrate

Iron, steel, hardened, sandet old paintwork and wood.

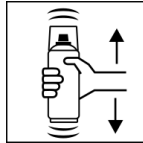
Processing

Protection measures



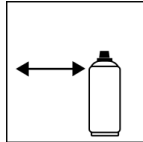
Wear personal protection equipment.
(gloves / goggles)
For more information, see safety data sheet.

Shake



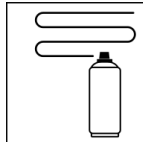
Shake can thoroughly for 2 minutes
- starting from when the mixing balls are heard.

Spraying distance



15 cm - 25 cm

Spray passes



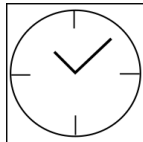
with 3 - 4 spray coats: approx. 80 - 90 µm

Processing conditions



Remove loose rust.
The surface to be painted must be clean, dry and
free of grease.

Drying

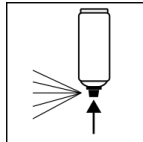


dust dry: after approx. 60 min
dry to touch: after approx. 48 hours
assembly fixed: after approx. 3 - 4 days

Painting structure

Can be painted over with itself within an hour or
after complete curing after at least 4 weeks.

Finish




After finishing the painting process can turn around
and spray the valve empty.

Additional Information

Please note

Do not spray on synthetic resin painted surfaces,
as the paint may pull up.

Shelf Life



The can is upright, dry and protected from chemical and mechanical influences to be stored and transported between 15 - 25° C.

The safety instructions on the can as well as all legal provisions of the storage location to note.

Disposal



The completely emptied spray cans must be disposed of in the recycling system. Cans with hardened material must be disposed of as special waste.

Note

Before use, the safety instructions must always be read carefully and observed.

The contents in this technical data sheet were created with great care and reflect our current state of knowledge. They provide the user with application-specific information and do not promise certain properties. The information is non-binding and we accept no liability for its integrity, accuracy and completeness. They do not relieve the user of their duty to check the suitability of our product for the intended purpose. The warnings printed on our labels must be respected. Our brands and patents are protected by copyright. All rights reserved We reserve the right to update, amend or supplement the content of the information without prior notice.