

Technical Data Sheet

Peter Kwasny GmbH, Heilbronner Str. 96
74831 Gundelsheim / Germany
Phone: +496269 95-0, Fax: +496269 95-80
www.spraymax.com / www.kwasny.com / info@kwasny.de

belton® hitcolor
Decoration spray high gloss 400 ml
Clear coat
Art. Nr. 320401



Product

Description / Area of use

Paint spray program for inexpensive and decorative spray painting in the area of the house, Hobby, garden and workshop. Hitcolor is on on many surfaces well-rounded, compact spray paint range that from primers to common color tones to clear coat is enough. The clear lacquer provides lasting and reliable protection of the paintwork. With Hitcolor, it just gets colorful.

Product benefits

- Compact spray paint range
- Renner colors and clear coat
- Weather-resistant, for inside and outside
- Good coverage and flow
- Simple application
- Fast drying and productive
- Paint cheaply

Material base

Nitro combination resins

Substrate

Metal, wood, ceramics, stone, clay, glass, styrofoam, rattan/raffia, cardboard/paper etc.

Processing

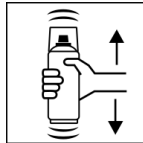
Protection measures



Wear personal protection equipment.
(gloves / goggles)

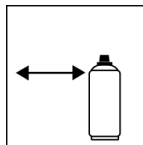
For more information, see safety data sheet.

Shake



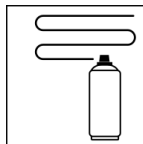
Shake can thoroughly for 2 minutes
- starting from when the mixing balls are heard.

Spraying distance



15 cm - 25 cm

Spray passes



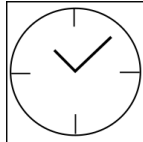
with 2 - 3 cross coats: approx. 40 - 50 µm

Processing conditions



The surface to be painted must be clean, dry, free of dust and grease and, in the case of metals, complete be de-rusted. Optimal processing at 18° C - 25° C

Drying



dust dry: approx. 20 min

dry to touch: approx. 60 min

fully cured: approx. 12 hours

Painting structure

Paintwork metal:

1. belton basic Anti-rust primer (exterior)
2. hitcolor Primer / belton basic universal primer
3. hitcolor hue
4. hitcolor clear coat (optional)

Wood:

1. hitcolor Primer / belton basic wood primer
2. hitcolor hue
3. hitcolor clear coat (optional)

Plastic:

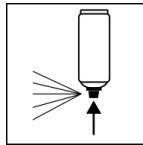
1. hitcolor basic Primer / belton basic plastic primer
2. hitcolor hue
3. hitcolor clear coat (optional)

Styropor:

1. belton basic Styrofoam primer
2. hitcolor hue
3. hitcolor clear coat (optional)

Recoatible with itself at any time. With all hitcolor paints at any time.

Finish




After painting, turn the can upside down and spray the valve until empty.

Additional Information

Please note

Please check plastic substrates for compatibility. All other substrates such as stone, clay, ceramics, glass, rattan/raffia, cardboard/paper should be primed with the belton universal primer. Do not spray on synthetic resin painted surface as paint may lift.

Shelf Life



The can is upright, dry and protected from chemical and mechanical influences to be stored and transported between 15 - 25° C.

The safety instructions on the can as well as all legal provisions of the storage location to note.

Disposal



The completely emptied spray cans must be disposed of in the recycling system. Cans with hardened material must be disposed of as special waste.

Note

Identification, see safety data sheet.

The contents in this technical data sheet were created with great care and reflect our current state of knowledge. They provide the user with application-specific information and do not promise certain properties. The information is non-binding and we accept no liability for its integrity, accuracy and completeness. They do not relieve the user of their duty to check the suitability of our product for the intended purpose. The warnings printed on our labels must be respected. Our brands and patents are protected by copyright. All rights reserved We reserve the right to update, amend or supplement the content of the information without prior notice.