

# Technical Data Sheet

Peter Kwasny GmbH, Heilbronner Str. 96  
74831 Gundelsheim / Germany  
Phone: +496269 95-0, Fax: +496269 95-80  
www.spraymax.com / www.kwasny.com / info@kwasny.de

## RACING Rim spray clear coat 400 ml Art. Nr. 288053



### Product

#### Description / Purpose

Racing rim spray is an abrasion-resistant, car wash-resistant product for successful Painting car rims. The product has a high covering power and is resistant to road salt, rockfall etc. In addition to the clear coat, different colored racing rim sprays are available.

#### Properties

- For painting car rims
- Particularly high hiding power
- Resistant to road salt, stone chips, etc.
- Abrasion resistant
- Resistant to car washes
- Free of heavy metals: no lead, cadmium, chrome

#### Material base

Nitro combination paint

#### Colour

transparent

#### VOC Value (EU)

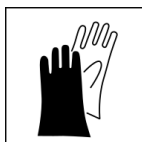
91,36

### Substrate

Metal rims, aluminum rims  
(cleaned, free of dust and grease)

### Processing

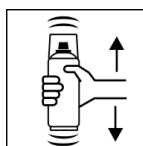
#### Protection measures



Wear personal protection equipment.  
(gloves / goggles)

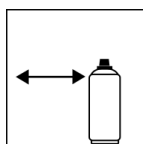
For more information, see safety data sheet.

**Shake**



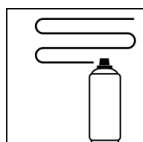
Shake can thoroughly for 2 minutes  
- starting from when the mixing balls are heard.

**Spraying distance**




15 cm - 25 cm  
Hold the can as upright as possible.

**Spray passes**



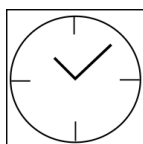
2 spray coats: approx. 50 - 60 µm  
Crossing means spraying on an initially horizontal and then a vertical layer.

**Processing conditions**



Optimum application at 18° C - 25° C.  
The substrate must be dry and free of dust and grease.

**Drying**

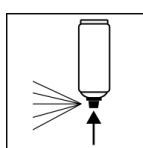


dust dry: after 10 min  
dry to touch: after 2 - 3 hour  
fully dried: after 12 hours

**Continue**

Paintwork:  
1. Racing anti-corrosion primer  
2. Racing universal primer  
3. Racing rim spray  
Recoat with itself at any time.  
With clear coat at any time.


**Finish**



After finishing the painting process can turn over and spray valve empty to turn on to avoid sticking of the spray valve.

**Additional Information**

**Shelf Life**



The can is upright, dry and protected from chemical and mechanical influences to be stored and transported between 15 - 25° C.  
The safety instructions on the can as well as all legal provisions of the storage location to note.

**Disposal**



The completely emptied spray cans must be disposed of in the recycling system. Cans with hardened material must be disposed of as special waste.

**Note**

Before use, the safety instructions must always be read carefully and observed.

The contents in this technical data sheet were created with great care and reflect our current state of knowledge. They provide the user with application-specific information and do not promise certain properties. The information is non-binding and we accept no liability for its integrity, accuracy and completeness. They do not relieve the user of their duty to check the suitability of our product for the intended purpose. The warnings printed on our labels must be respected. Our brands and patents are protected by copyright. All rights reserved We reserve the right to update, amend or supplement the content of the information without prior notice.