

Technical Data Sheet

Peter Kwasny GmbH, Heilbronner Str. 96
74831 Gundelsheim / Germany
Phone: +496269 95-0, Fax: +496269 95-80
www.spraymax.com / www.kwasny.com / info@kwasny.de

Auto-K Special Transparent spray red 400 ml Art. Nr. 233115



Product

Description / Purpose

Auto-K Transparent Spray is a translucent Special product for changing the color of front, rear and side lights, wind deflectors, glass panes, metal and wooden objects, lamps, ceramics, etc.
Not permitted in the area of the StVZO!

Properties

- Translucent, high-quality special product
- Very good history
- Very productive
- High solids content
- Rapid drying
- Good thorough drying
- Resistant to scratches
- Very weather resistant

Material base

Nitro combination resins

Colour

red

VOC Value (EU)

89,42

Substrate

Various plastics (check compatibility beforehand), front, rear and side lights, wind deflectors, glass and panes of glass, lamps, neon tubes, etc.
Metal, wooden objects, ceramics

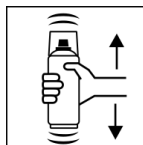
Processing

Protection measures



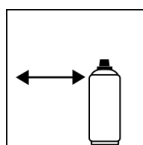
Wear personal protection equipment.
(gloves / goggles)
For more information, see safety data sheet.

Shake



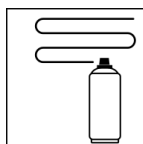
Shake can thoroughly for 2 minutes
- starting from when the mixing balls are heard.

Spraying distance




15 cm - 25 cm
Hold the can as upright as possible.

Spray passes



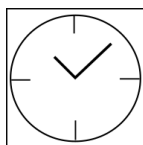
2 spray coats: approx. 40 - 50 μm
Crossing means spraying on a first horizontal and then a vertical layer.

Processing conditions



Optimum application at 18° C - 25° C.
The substrate must be dry and free of dust and grease.

Drying



dust dry: after 20 min
fully dried: after 12 hours

Continue

Paintwork:

1. Auto-K Transparent spray

Recommendation:

When painting plastics, please always check compatibility beforehand and prime with Auto-K plastic primer (Article No. 233 055).

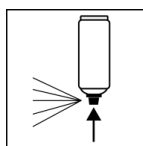
Translucent, i.e. in several thin layers paint.

The surface to be painted must be clean, be dry and fat-free.

Recoatable with itself at any time.

With all Auto-K paints at any time.

Finish



After finishing the painting process can turn over and spray valve empty to turn on to avoid sticking of the spray valve.

Additional Information


Important Information

Not permitted in the area of the StVZO!

Do not spray on synthetic resin painted surface, as the paint may pull up.

Notes and instructions on the can label note.

Shelf Life



The can is upright, dry and protected from chemical and mechanical influences to be stored and transported between 15 - 25° C.

The safety instructions on the can as well as all legal provisions of the storage location to note.

Disposal



The completely emptied spray cans must be disposed of in the recycling system. Cans with hardened material must be disposed of as special waste.

Note

Before use, the safety instructions must always be read carefully and observed.

The contents in this technical data sheet were created with great care and reflect our current state of knowledge. They provide the user with application-specific information and do not promise certain properties. The information is non-binding and we accept no liability for its integrity, accuracy and completeness. They do not relieve the user of their duty to check the suitability of our product for the intended purpose. The warnings printed on our labels must be respected. Our brands and patents are protected by copyright. All rights reserved We reserve the right to update, amend or supplement the content of the information without prior notice.