

Technical Data Sheet



The United States of America:
by Peter Kwasny Inc.
12222 Merit Drive, #130
Dallas, TX 75251

Distributed in

Canada:
Peter Kwasny Spraypaint Canada Inc.
40 University Avenue, Suite 904
Toronto, ON. M5J 1T1

Toll free North America
Phone: 1-844-426-6330 / Fax: 1-866-226-6434
order@kwasny.us / service@kwasny.us
www.spraymax.com

SprayMax® UVA Finishing Glaze Aqua 200 g NET WT. 7.0 oz Part. No. 3680802



Product

Description / Purpose

UVA Finishing Glaze Aqua is a universal 1K UV curable refinish putty used for automotive refinishing. This product is perfect for filling pinholes. The unique properties allow a complete and fast curing process in less than 60 seconds, depending on thickness applied. The high filling properties guarantee a superior quality result compared to any other product. Available in 200 g tubes.

Properties

- Easy application
- Very fast curing process in less than 60 seconds
- Suitable for use on most metal and plastic surfaces
- Smooth, uniform and high-quality surface finish
- Excellent flexibility
- Requires only light sanding
- Can be sanded immediately after curing (no cooling time required)
- Less dust/powder from sanding
- Environmentally-friendly: 100% styrene free and low volatile organic compounds (VOC)
- Non-flammable product

Substrate

Iron (cleaned and sanded)

Steel (cleaned and sanded)

Aluminium (cleaned and sanded)

Various Plastics (cleaned and sanded)

Old paint, factory paint and fully cured repair coatings
(cleaned and sanded)

Surface Preparation

1. Clean the surface with the SprayMax 1K Solvent Wash 3680090 and wipe with a clean cloth.
2. Sand the surface with P 120 grit paper.
3. Remove all sanding dust with clean air.
4. Clean again the surface with the SprayMax 1K Solvent Wash 3680090 and wipe with a clean cloth.

Processing

Protection measures



Wear personal protection equipment.

(respiratory mask/gloves/goggles)

For more information, see safety data sheet.

Drying with UV-A radiation

Extreme care must be exercised when using UV radiation sources. Risks can only be avoided if an approved UV-A drying device is used correctly and as intended. Please strictly comply with the operating instructions and safety information of the manufacturer of the UV-A drying device.

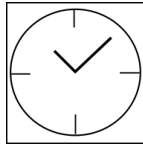
The following precautions always need to be observed to protect skin and eyes from glare and UV radiation.

- Wear a UV-protective mask
- Wear UV-light absorbing/reflecting gloves and workwear

Processing

1. Mix the UVA Finishing Glaze Aqua thoroughly in the container.
2. Add the desired quantity on a mixing plate.
3. Knead putty on the mixing plate with a spreader.
4. Apply the putty on the surface.

Drying



1. Cure the putty by using a UV curing lamp with a minimum of 7mW / cm².

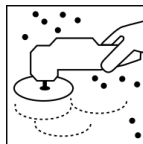
Curing time recommendation with a UVLED lamp (Wave length 395nm) at 1.5 mm thickness:

100 x 100mm at 50mm -> 15s

150 x 150mm at 100mm -> 50s

200 x 200mm at 150mm -> 90s

No Flash OFF time for a thicker layer, add 1.5 mm of putty on the first cured layer.



1. Clean the cured surface with degreaser and wipe with a clean cloth.


2. Sand with P 120 to P 320 grit paper.

Additional Information

Important Information

CAUTION: Always close the container before starting a UV curing process. The putty consistency inside the container could be affected if exposed to UV light. Do not place back the remaining putty in the container if it has been exposed to UV light.

Shelf Life



One Year

Use and store this product in a well-ventilated area below 35° C. Keep container tightly closed. Store away from direct sunlight or UV light. Keep away from heat, hot surfaces, sparks, open flames and other ignition surfaces.

Disposal



Dispose of contents and container in accordance with governmental laws and environmental control regulations.

Note

For professional use only.

The contents in this technical data sheet were created with great care and reflect our current state of knowledge. They provide the user with application-specific information and do not promise certain properties. The information is non-binding and we accept no liability for its integrity, accuracy and completeness. They do not relieve the user of their duty to check the suitability of our product for the intended purpose. The warnings printed on our labels must be respected. Our brands and patents are protected by copyright. All rights reserved. We reserve the right to update, amend or supplement the content of the information without prior notice.