

Technical Data Sheet



The United States of America:
by Peter Kwasny Inc.
62-64 Enter Lane
Islandia, NY 11749

Distributed in

Canada:
Peter Kwasny Spraypaint Canada Inc.
40 University Avenue, Suite 904
Toronto, ON. M5J 1T1

Toll free North America
Phone: 1-844-426-6330 / Fax: 1-866-226-6434
order@kwasny.us / service@kwasny.us
www.spraymax.com

SprayMax® 2K Clear Glamour 335 g NET WT. 11.8 oz Art. Nr. 3680061



Product

Description / Purpose

2K clear coat with very high chemical, gasoline, and weathering resistance for high-quality and longterm sealing of repair paint jobs and new paint jobs on cars and motorcycles.

Properties

- Maximum resistance to abrasion and scratching
- Very good levelling
- Lasting high gloss
- Very good polish ability
- No colour deviation
- Outstanding painting surface
- Suitable even at higher ambient temperatures
- Ideally suited for large surfaces

Material base

Two-component acrylic resins
Activator: aliphatic isocyanates

Gloss level

high gloss
88+ / -4 gloss units at 20° measuring angle on completely dried basecoats

Solid content

33.8 % by weight relating to the diluted paint

EPA Coating Category

CCP Clear Coatings Product

**CARB Aerosol Rule Coating Category
(01/2017)**

PWR Limit 1.50

TCC Two Component Coating

PWR Limit 1.20

Substrate

Solvent and waterborne base coat systems, old paint coats dried according to manufacturer's instructions (cleaned and sanded).

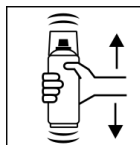
Processing

Protection measures



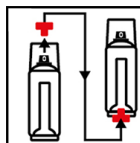
Wear personal protection equipment.
(respiratory mask / gloves / goggles)
For more information, see safety data sheet.

Shake



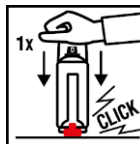
Before activating, shake can thoroughly for 2 minutes again from when the mixing balls are heard.

Place red button



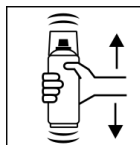
Remove the red button from the cap. Turn the can by 180° and fit the button onto the pin.

Press red button




Turn the can upside down and place on a firm surface. Press the red button with the palm of your hand until it clicks into place.

Shake



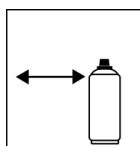
After activating, shake can again thoroughly for 2 minutes, again from when the mixing balls are heard.

Spray to test



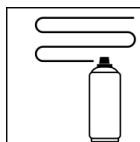
After shaking the can, test spray and check compatibility with the surface and the colour.

Spraying distance



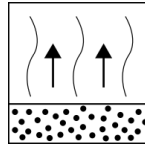
6 - 8 inches / 15 - 20 cm

Spray passes



Dry film thickness 1.6 mil (40 µm)
(approx. 1 - 2 spray coats)

Flash-off time



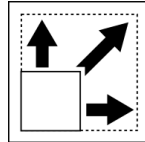
Flash time:
approx. 5 min between each spray coat

Processing conditions



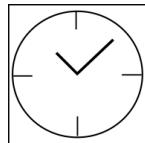
Optimum application at 64° F - 77° F (18° C - 25° C)
and a relative humidity from 40 - 60 %.

Coverage



approx. 5.4 - 8.1 sq ft (0.5 - 0.75 m²) / aerosol at
approx. 1.2 - 2.0 mil (30 - 50 µm) dry film thickness

Drying

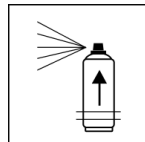


dust dry: 20 min
dry to touch: 250 min
Ready for assembling: 8 - 24 h (over Night)
The stated values refer to the above mentioned
processing conditions. The level of dryness is
determined pursuant to DIN 53150.



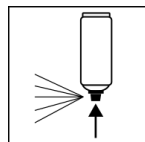
IR drying possible, Respect technical manual
Forced dry 60 min at 140° F
10 min flash-off time before forced dry
IR drying 15 min.

Pot life



Approx. 48 h at 68° F (20° C) room temperature
and a relative humidity of approx. 40 - 50 %.
The processing time depends on the ambient
temperature. Higher temperatures reduce the
pot life, lower temperatures will prolong it.

Finish



After painting, turn the can upside down and spray
for 3 - 5 seconds to clean the valve.


Additional Information

Important Information



Avoid bumps, friction and impact.

Shelf Life



36 months (not activated)

The usage period refers to an unused can that is stored correctly at a temperature of 68° F / 20° C and a relative humidity below 60%. The can must be stored and transported in an upright position in a dry place where it is protected against chemical and mechanical influences. The safety information on the can and all statutory provisions applicable for the storage site must be observed.

Disposal



The completely emptied spray cans must be disposed of in the recycling system. Cans with hardened material must be disposed of as special waste.

Note

For professional use only.

Identification, see safety data sheet.

The contents in this technical data sheet were created with great care and reflect our current state of knowledge. They provide the user with application-specific information and do not promise certain properties. The information is non-binding and we accept no liability for its integrity, accuracy and completeness. They do not relieve the user of their duty to check the suitability of our product for the intended purpose. The warnings printed on our labels must be respected. Our brands and patents are protected by copyright. All rights reserved. We reserve the right to update, amend or supplement the content of the information without prior notice.